OVERHEAD CONDUCTOR

HUATONG
华通股份

ABOUT US

Huatong Cable Inc. was founded in 1993 in Luoyang, Henan Province, the venerable historical capital that has been sacred ground since the late Neolithic period and known for its beautiful peonies. Luoyang was among the first “National Historical and Cultural Cities” listed by the State Council, and also the most important industrial city in central China. Born during the rapid industrialization of China, Huatong Cable Inc. has made notable contributions to the development of State Grid Corporation of China, China Southern Power Grid Company and other power enterprises at home and abroad. The honors Huatong has won are well-deserved, thanks to its determined pursuit of product innovation, painstaking efforts to serve the customers and strong will to forge ahead into the future for over twenty years.

Huatong Cable Inc. is comprised of the Overhead Conductor Business Division, the Power Cable Division and the Business Division for Wires and Cables of Electrical Equipment. All three divisions are responsible for the manufacturing and sales of their respective products. In 2002, the Division for Cable Industrial Design and Technology R&D was established to provide product design and R&D support for the company. As a complement to its independent research, and in order to meet specific requirements of individual customers as well as market demand for special cables, Huatong has also sought cooperation with Shanghai Electric Cable Research Institute and China Electric Power Research Institute, among other academic institutions. So far the company enjoys 25 exclusive rights to use registered trade mark and 14 patents of proprietary intellectual property rights, among which, ACSR-720/50 has passed the technical evaluation by the China Electricity Council while its EHV(Extra High Voltage) conductor at 1000kV+ has been put into production and use, with satisfactory performance.

Products of Huatong Cable Inc. are widely applicable in power transmission, transport, energy and urban construction, etc. It adopts the team marketing method and has set up regional sales sections, with more than a hundred sales outlets and hundreds of salespersons capable of optimizing customer satisfaction all over China. Our partners are not limited to state-owned electric power companies: we have provided high quality products for China Datang Corporation, China Huaneng Group, China Guodian Corporation, China Power Investment Corporation, Sinopec Group, China National Petroleum Corporation, etc., as well. In addition, the company has also been the supplier for national key projects like the Qinghai-Tibet Railway, the Wuhan-Guangzhou Railway, the West-East Natural Gas Transmission, the South-to-North Water Diversion and the Three Gorges Dam. International partners include America, India, Burma, the Philippines, Australia, Nigeria, Kenya, Ghana, South Africa, Brazil and Chile, among other countries. Huatong becomes increasingly well-known and has won the trust of more and more customers.

In 2013, the Huatong brand was awarded the “China Famous Trade Mark” by the Trademark Office of China’s State Administration of Industry and Commerce, which eloquently demonstrates Huatong’s brand influence and prestige among Chinese customers. Huatong is also the first Henan-based brand to have won such an honor. In 2015 Huatong Cable was successfully listed on NEEQ stock market, which is bound to further enhance the company’s reputation and help it expand in an accelerated yet steady manner. Huatong Cable Inc. is dedicated to improve itself by contributing to the customer’s progress. It seeks to strengthen its strategic partnership with customers with business model innovation, product portfolio restructuring and development of environmentally-friendly high quality products. With this objective in mind, Huatong Cable Inc. will continue its unswerving efforts to better serve the customer and embrace the future.

CRAFTSMANSHIP

Drawing

Drawing means to reduce the cross-section of the aluminum or copper electric materials whose diameter is 8-9 mm by pulling them through the drawing dies and molding them into the desired cross-section shape and size. Usually the diameter of the semi-finished metallic wire is 0.025-6.5 mm.

Stranding

Stranding means to twist several wires of same or different diameters in a certain direction and configuration to form a stranded wire. When used directly it is called a bare conductor wire; when the stranded wire is used as conductor of an insulated cable, it is called a comprehensive core, which is the major component of an insulated cable.

Finished Product

Overhead conductor is comprised of aluminum wires, aluminum alloy wires, aluminum-clad steel wires and steel wires. With the rapid development of electric power industry, customers hold higher product standards in terms of material and product portfolio diversity, such as larger volume, higher transmission efficiency, lower wind pressure, resistance against ice, snow and shaking, etc. Through years of research and development, we have made great strides in improving the performance of conductors.

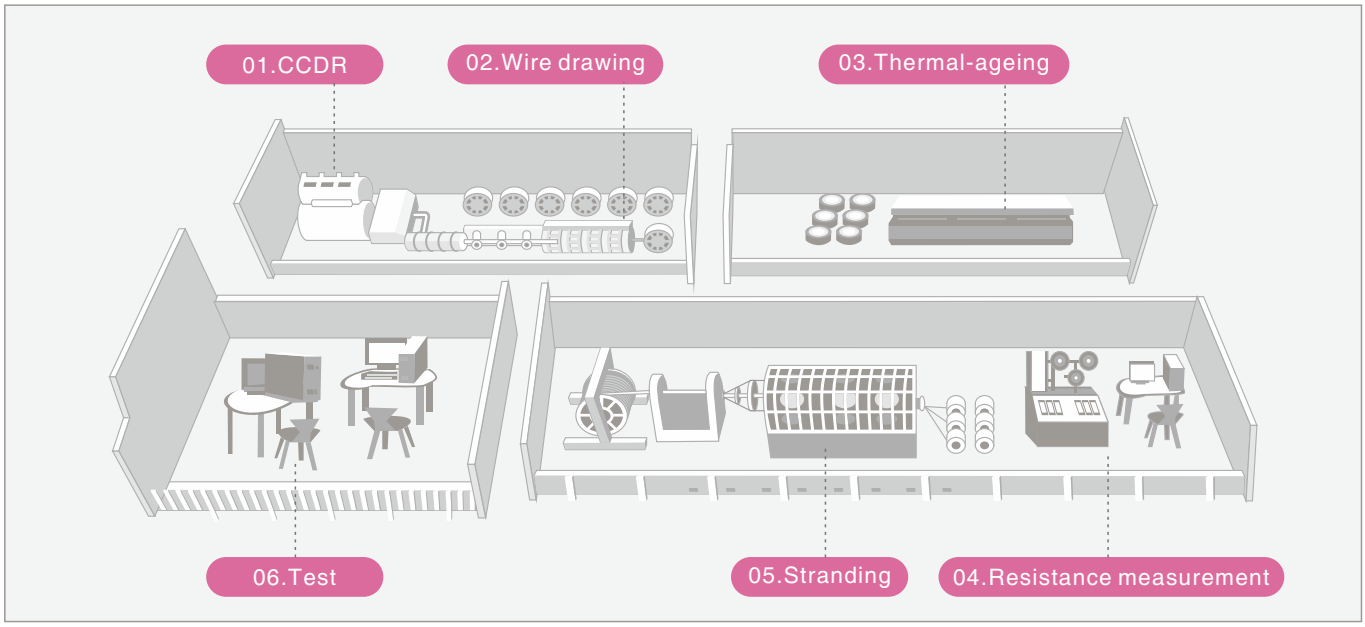

01

CCDR (Continue Casting Direct Rolling)
Put the Aluminum ingot into the melting furnace, making it into Aluminum rod or Aluminum alloy rod of diameter 8-9.5mm after melt.

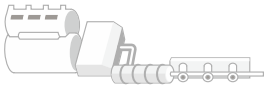

02

Wire drawing
Draw the electric round aluminum rod into wire of diameter 0.15-5mm with high-speed drawing equipment.

03

Thermal-ageing
In order to make kinds of conductors, change physical property of Aluminum wire or Aluminum alloy wire with high-thermal ageing.

04

Resistance measurement
The measurement to the semi-finished conductor can avoid the low quality.



05

Stranding
Strand one or more wire layers surrounding the concentric wire into conductor.

06

Test
The overhead stranded conductors are produced for high-voltage or extra-high voltage power lines, can be used only after strict testing.



TABLE OF CONTENTS

01 Aluminum Conductor. Steel Reinforced. ACSR

05 All Aluminum Conductor. AAC

09 All Aluminum-Alloy Conductor. AAAC

14 Aluminum Conductor. Aluminum Alloy Reinforced. ACAR

17 Aluminum-Clad Steel Conductors ACS

20 Aluminum Alloy Conductors Steel Reinforced AACSR

26 Stranded Galvanized Steel Wire GSW

ACSR

Aluminum Conductor. Steel Reinforced.

APPLICATIONS

It is applied for large span overhead transmission and distribution lines or overhead ground wire of lines. Temperature for continuous use can be up to 75 ℃.

STANDARD

Products can be manufactured according to GB standard, IEC standard, ASTM standard, BS standard and DIN and other standard andcustomers' specific requirements.

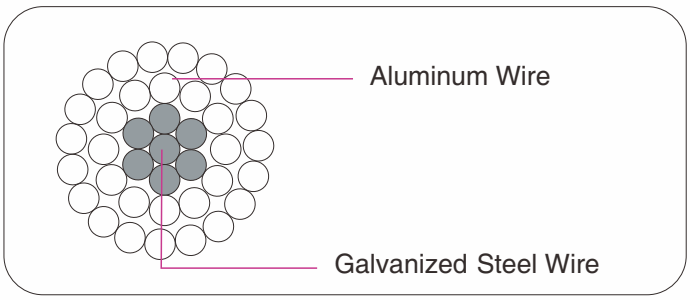

ACSR

Aluminum Conductor. Steel Reinforced

IEC 61089

ACSR(Characteristics of A1/S2A Conductor)

Code Number	Area			Number of Wire		Wire Dia.		Diameter		Linear Mass	Rated Strength	Max. D.C Resistan ceat 20
	Alum.	Steel	Total	Al.	St.	Alum.	Steel	Core	Cond			
mm2	mm2	mm2	mm2			mm	mm	mm	mm	kg/km	KN	ohm/km
16	16	2.67	18.7	6	1	1.84	1.84	1.84	5.53	64.6	6.45	1.7934
25	25	4.17	29.2	6	1	2.3	2.3	2.3	6.91	100.9	9.71	1.1478
40	40	6.67	46.7	6	1	2.91	2.91	2.91	8.74	161.5	15.33	0.7174
63	63	10.5	73.5	6	1	3.66	3.66	3.66	11	254.4	22.37	0.4555
100	100	16.7	117	6	1	4061	4.61	4.61	13.8	403.8	35.5	0.2869
125	125	6.94	132	18	1	2.97	2.97	2.97	14.9	397.9	30.14	0.2304
125	125	20.4	145	26	7	2.47	1.92	5.77	15.7	503.9	48.54	0.231
160	160	8.89	169	18	1	3.36	3.36	3.36	16.8	509.3	37.42	0.18
160	160	26.1	186	26	7	2.8	2.18	6.53	17.7	644.9	57.69	0.1805
200	200	11.1	211	18	1	3.76	3.76	3.76	18.8	636.7	44.22	0.144
200	200	32.6	233	26	7	3.13	2.43	7.3	19.8	806.2	70.13	0.1444
250	250	24.6	275	22	7	3.8	2.11	6.34	21.6	880.6	66.72	0.1154
250	250	41	291	26	7	3.5	2.72	8.16	22.2	1007.7	87.67	0.1155
315	315	22	337	45	7	2.99	1.99	5.97	23.9	1039.6	79.03	0.0917
315	315	51	366	26	7	3.93	3.05	9.16	24.9	1269.7	106.83	0.0917
400	400	28	428	45	7	3.36	2.24	6.73	26.9	1320.1	98.36	0.0722
400	400	52	452	54	7	3.07	3.07	9.21	27.6	1510.3	123.04	0.0723
450	450	31	481	45	7	3.57	2.38	7.14	28.5	1485.2	107.47	0.0642
450	450	58	508	54	7	3.26	3.26	9.77	29.3	1699.1	138.42	0.0643
500	500	35	535	45	7	3.76	2.51	7.52	30.1	1650.2	119.41	0.0578
500	500	65	565	54	7	3.43	3.43	10.3	30.9	1887.9	153.8	0.0578
560	560	39	599	45	7	3.98	2.65	7.96	31.8	1848.2	133.74	0.0516
560	560	71	631	54	19	3.63	2.18	10.9	32.7	2103.4	172.59	0.0516
630	630	44	674	45	7	4.22	2.81	8.44	33.8	2079.2	150.45	0.0459
630	630	80	710	54	19	3.85	2.31	11.6	34.7	2366.3	191.77	0.0459
710	710	49	759	45	7	4.48	2.99	8.96	35.9	2343.2	169.56	0.0407
710	710	90	800	54	19	4.09	2.45	12.3	36.8	2666.8	216.12	0.0407
800	800	35	835	72	7	3.76	2.51	7.52	37.6	2480.2	167.41	0.0361
800	800	67	867	84	7	3.48	3.48	10.4	38.3	2732.7	205.33	0.0362
800	800	101	901	54	19	4.34	2.61	13	39.1	3004.9	243.52	0.0362
900	900	39	939	72	7	3.99	2.66	7.98	39.9	2790.2	188.33	0.0321
900	900	75	975	84	7	3.69	3.69	11.1	40.6	3074.2	226.5	0.0322
1000	1000	43	1043	72	7	4.21	2.8	8.41	42.1	3100.3	209.26	0.0289
1120	1120	47	1167	72	19	4.45	1.78	8.9	44.5	3464.9	234.53	0.0258
1120	1120	91	1211	84	19	4.12	2.47	12.4	45.3	3811.5	283.17	0.0258
1250	1250	102	1352	84	19	4.35	2.61	13.1	47.9	4253.9	316.04	0.0232
1250	1250	53	1303	72	19	4.7	1.88	9.4	47	3867.1	261.75	0.0231

ACSR

Aluminum Conductor. Steel Reinforced

BS215 **ACSR**

Code Name	Calculated Area				Stranding and Wire Diameter.		Overall Diameter	Weight			Nominal Breaking Load	Max. D.C Resistan ceat 20
	Nominal Alum.	Alum.	Steel	Total	Alum.	Steel		Alum.	Steel.	Total		
mm²	mm²	mm²	mm²	mm	mm	mm	mm	kg/km	kg/km	kg/km	kn	ohm/km
Mole	10	10.62	1.77	12.39	6/1.50	1/1.50	4.5	29	14	43	4.14	2.076
Squirrel	20	20.94	3.49	24.43	6/2.11	1/2.11	6.33	58	27	85	7.88	1.368
Gopher	25	26.25	4.37	30.62	6/2.36	1/2.36	7.08	72	34	106	9.61	1.093
Weasel	30	31.61	5.27	36.88	6/2.59	1/2.59	7.77	87	41	128	11.45	0.9077
Fox	35	36.66	6.11	42.77	6/2.79	1/2.79	8.37	101	48	149	13.2	0.7822
Ferret	40	42.41	7.07	49.48	6/3.00	1/3.00	9	117	55	172	15.2	0.6766
Rabbit	50	52.88	8.82	61.7	6/3.35	1/3.35	10.05	145	69	214	18.35	0.5426
Mink	60	63.18	10.53	73.71	6/3.66	1/3.66	10.98	173	82	255	21.8	0.4545
Skunk	60	63.27	36.93	100.3	12/2.59	7/2.59	12.95	175	290	465	53	0.4567
Beaver	70	74.82	12.47	87.29	6/3.99	1/3.99	11.97	205	97	302	25.7	0.3825
Horse	70	73.37	42.8	116.17	12/2.79	7/2.79	13.95	203	335	538	61.2	0.3936
Racoon	75	79.2	13.2	92.4	6/4.10	1/4.10	12.3	217	103	320	27.2	0.3622
Otter	80	83.88	13.98	97.86	6/4.22	1/4.22	12.66	230	109	339	28.8	0.3419
Cat	90	95.4	15.9	111.3	6/4.50	1/4.50	13.5	262	124	386	32.7	0.3007
Hare	100	105	17.5	122.5	6/4.72	1/4.72	14.16	288	137	425	36	0.2733
Dog	100	105	13.5	118.6	6/4.72	7/1.57	14.15	288	106	394	32.7	0.2733
Hyena	100	105.8	20.44	126.2	7/4.39	7/1.93	14.57	290	160	450	40.9	0.2712
Leopard	125	131.3	16.8	148.1	6/5.28	7/1.75	15.81	360	132	492	40.7	0.2184
Cougar	125	130.3	7.25	137.5	18/3.05	1/3.05	15.25	362	57	419	29.8	0.2189
Tiger	125	131.1	30.6	161.7	30/2.36	7/2.36	16.52	362	240	602	58	0.2202
Wolf	150	158	36.9	194.9	30/2.59	7/2.59	18.13	437	289	726	69.2	0.1828
Dingo	150	158.7	8.8	167.5	18/3.25	1/3.35	16.75	437	69	506	35.7	0.1815
Lynx	175	183.4	42.8	226.2	30/2.79	7/2.79	19.53	507	335	842	79.8	0.1576
Caracal	175	184.2	10.3	194.5	18/3.61	1/3.61	18.05	507	80	587	41.1	0.1563
Lion	225	238.3	55.6	294.2	30/3.18	7/3.18	22.26	659	436	1095	109.6	0.1212
Bear	250	264	61.6	325.6	30/3.35	7/3.55	23.45	730	483	1213	111.1	0.1093
Goat	300	324.3	75.7	400	30/3.71	7/3.71	25.97	896	593	1489	135.7	0.08911
Sheep	350	374.1	87.3	461.4	30/3.99	7/3.99	27.93	1034	684	1718	155.9	0.07704
Antelope	350	373.1	48.4	421.5	54/2.97	7/2.97	26.73	1032	379	1411	118.2	0.07727
Bison	350	381.8	49.5	431.3	54/3.00	7/3.00	27	1056	388	1444	120.9	0.07573
Jaguar	200	210.6	11.7	222.3	18/3.86	1/3.86	19.3	580	91	671	46.55	0.1367
Deer	400	429.3	100.2	529.5	30/4.27	7/4.27	29.89	1186	785	1971	178.5	0.06726
Zebra	400	428.9	55.6	484.5	54/3.18	7/3.18	28.62	1186	435	1621	131.9	0.0674
Elk	450	477	111.3	588.3	30/4.50	7/4.50	31.5	1318	872	2190	198.2	0.06056
Camel	450	475.2	61.6	536.8	54/3.35	7/3.35	30.15	1314	483	1797	145.7	0.06073
Moose	500	528.7	68.5	597.2	54/3.53	7/3.53	31.77	1462	537	1999	161.1	0.0547

ACSR

Aluminum Conductor. Steel Reinforced

DIN48204 **ACSR**

Code Number	Calculated Area			Stranding and Wire Diameter.		Overall Diameter	Weight			Nominal Breaking Load	Max. D.C Resistan ceat 20 ℃
Al/St	Alum.	Steel	Total	Alum.	Steel		Alum.	Steel.	Total		
mm2	mm2	mm	mm	mm	kg/km	kg/km	kg/km	kg/km	kg/km	daN	ohm/km
16/2.5	15.3	2.5	17.8	6/1.8	1/1.8	5.4	42	20	62	595	1.878
42850	23.8	4	27.8	6/2.25	1/2.25	6.8	65	32	97	920	1.2002
12936	34.3	5.7	40	6/2.7	1/2.7	8.1	94	46	140	1265	0.8352
44/32	44	31.7	75.7	14/2.0	7/2.4	11.2	122	250	372	4500	0.6573
18476	48.3	8	56.3	6/3.2	1/3.2	9.6	132	64	196	1710	0.5946
50/30	51.2	29.8	81	12/2.33	7/2.33	11.7	141	237	378	4380	0.5643
25903	69.9	11.4	81.3	26/1.85	7/1.44	11.7	193	91	284	2680	0.413
95/15	94.4	15.3	109.7	26/2.15	7/1.67	13.6	260	123	383	3575	0.3058
95/55	96.5	56.3	152.8	12/3.2	7/3.2	16	266	446	712	7935	0.2992
105/75	105.7	75.5	181.5	14/3.1	19/2.25	17.5	292	599	891	10845	0.2735
120/20	121.06	19.8	141.4	26/2.44	7/1.9	15.5	336	158	494	4565	0.2374
120/70	122	71.3	193.3	12/3.6	7/3.6	18	337	564	901	10000	0.2364
125/30	127.9	29.8	157.7	30/2.33	7/2.33	16.3	353	238	591	5760	0.2259
150/25	148.9	24.2	173.1	26/2.7	7/2.1	17.1	411	194	605	5525	0.1939
170/40	171.8	40.1	211.9	30/2.7	7/2.7	18.9	475	319	794	7675	0.1682
185/30	183.8	29.8	213.6	26/3.0	7/2.33	19	507	239	746	6620	0.1571
210/35	209.1	34.1	243.2	26/3.2	7/2.49	20.3	577	273	850	7490	0.138
210/50	212.1	49.5	261.6	30/3.0	7/.3.0	21	587	394	981	9390	0.1362
230/30	230.9	29.8	260.7	24/3.5	7/2.33	21	638	239	877	7310	0.1249
240/40	243	39.5	282.5	26/3.45	7/2.68	21.9	671	316	987	8640	0.1188
265/35	263.7	34.1	297.6	24/3.74	7/2.49	22.4	728	274	1002	8305	0.1094
300/50	304.26	49.5	353.7	26/3.86	7/3.0	24.5	840	396	1236	10700	0.09487
305/40	304.6	39.5	344.1	54/2.68	7/2.68	24.1	843	317	1160	9940	0.09487
340/30	339.3	29.8	369.1	48/3.0	7/2.33	25	938	242	1180	9290	0.08509
380/50	382	49.5	431.5	54/3.0	7/3.0	27	1056	397	1453	12310	0.08509
385/35	386	34.1	420.1	48/3.2	7/2.49	26.7	1067	277	1344	10480	0.07573
435/55	434.03	59.3	490.6	54/3.2	7/3.2	28.8	1203	450	1653	13645	0.07478
450/40	448.7	39.5	488.2	48/3.45	7/2.68	28.7	1241	320	1561	12075	0.06656
490/65	490.3	63.6	553.9	54/3.4	7/3.4	30.6	1356	510	1866	15310	0.06434
495/35	494.1	34.1	5287.2	45/3.74	7/2.49	29.9	1363	283	1646	12180	0.05846
510/45	510.2	45.3	555.5	48/3.68	7/2.87	30.7	1413	365	1778	13665	0.05655
550/70	550	71.3	621.3	54/3.6	7/3.6	32.4	1520	572	2092	17060	0.05259
560/50	561.7	49.5	611.2	48/3.86	7/3.0	32.2	1553	401	1954	14895	0.0514
570/40	565.5	39.5	610.3	45/4.02	7/2.68	32.2	1563	325	1888	13900	0.05108
650/45	698.8	45.3	653.49	45/4.3	7/2.87	34.4	1791	372	2163	15552	0.0442
680/85	678.8	86	764.8	54/4.0	19/2.4	36	1868	702	2570	21040	0.0426
1045/45	1045.58	45.3	1090.9	72/4.3	7/2.87	43	2879	370	3249	21787	0.0277

AAC

All Aluminum Conductor.

APPLICATIONS

It is mainly used for electric distribution lines with little span, less stress. Temperature for continuous use is up to 75 ℃.

STANDARD

Products can be manufactured according to GB standard, IEC standard, ASTM standard, BS standard and DIN and other standard andcustomers' specific requirements.

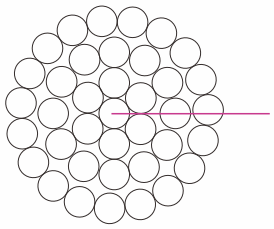

AAC

All Aluminum Conductor

IEC 61089

AAC

Code Number	Area	Number of Wires	Diameter		Linear Mass	Rated Strength	Max.D.C. Resistence at 20℃
	mm^2		Wire	Cond.	kg/km	kN	Ω/km
10	10	7	1.35	4.05	27.4	1.95	2.8633
16	16	7	1.71	5.12	43.8	3.04	1.7896
25	25	7	2.13	6.4	68.4	4.5	1.1453
40	40	7	2.7	8.09	109.4	6.8	0.7158
63	63	7	3.39	10.2	172.3	10.39	0.4545
100	100	19	2.59	12.9	274.8	17	0.2877
125	125	19	2.89	14.5	343.6	21.25	0.2302
160	160	19	3.27	16.4	439.8	26.4	0.1798
200	200	19	3.66	18.3	549.7	32	0.1439
250	250	19	4.09	20.5	687.1	40	0.1151
315	315	37	3.29	23	867.9	51.97	0.0916
400	400	37	3.71	26	1102	64	0.0721
450	450	37	3.94	27.5	1239.8	72	0.0641
500	500	37	4.15	29	1377.6	80	0.0577
560	560	37	4.39	30.7	1542.9	89.6	0.0515
630	630	61	3.63	32.6	1738.3	100.8	0.0458
710	710	61	3.85	34.6	1959.1	113.6	0.0407
800	800	61	4.09	36.8	2207.4	128	0.0361
900	900	61	4.33	39	2483.3	144	0.0321
1000	1000	61	4.57	41.1	2759.2	160	0.0289
1120	1120	91	3.96	43.5	3093.5	179.2	0.0258
1250	1250	91	4.18	46	3452.6	200	0.0231
1400	1400	91	4.43	48.7	3866.9	224	0.0207
1500	1500	91	4.58	50.4	4143.1	240	0.0193

AAC

All Aluminum Conductor

BS 215

AAC

Code name	Nominal	Number	Cross-	Overall	Weight	Calculated Breaking Load	Max.D.C. Resistance at 20℃
	(mm²)	(mm)	(mm²)	(mm)	(kg/km)	daN	Ω/km
Midge	22	7/2.06	23.33	6.18	64	399	1.227
Aphis	25	3/3.35	26.44	7.22	74	411	1.081
Gnat	25	7/2.21	26.85	6.63	73	459	1.066
Weevil	30	3/3.66	31.56	7.89	86	486	0.9082
Mosquito	35	7/2.59	36.88	7.77	101	603	0.7762
Ladybird	40	7/2.79	42.8	8.37	117	687	0.6689
Ant	50	7/3.10	52.83	9.3	145	828	0.5419
Fly	60	7/3.40	63.55	10.2	174	990	0.4505
Bluebottle	70	7/3.66	73.65	10.98	202	1134	0.3881
Earwig	75	7/3.78	78.55	11.34	215	1194	0.3644
Grasshopper	80	7/3.91	84.05	11.73	230	1278	0.3406
Clegg	90	7/4.17	95.6	12.51	262	1453	0.2994
Wasp	100	7/4.39	106	13.17	290	1600	0.2702
Beetle	100	19/2.67	106.4	13.35	293	1742	0.2704
Bee	125	7/4.90	132	14.7	361	1944	0.2169
Cricket	150	7/5.36	157.9	16.08	432	2385	0.1818
Hornet	150	19/3.25	157.6	16.25	434	2570	0.1825
Caterpillar	175	19/3.53	185.9	17.65	511	2863	0.1547
Chafer	200	19/3.78	213.2	18.9	587	3240	0.1349
Spider	225	19/3.99	237.6	19.95	654	3601	0.1211
Cockroach	250	19/4.22	265.7	21.1	731	4040	0.1083
Butterfly	300	19/4.65	322.7	23.25	888	4875	0.08916
Moth	350	19/5.00	373.1	25	1027	5637	0.07711
Drone	350	37/3.58	372.4	25.06	1027	5745	0.07741
Locust	400	19/5.36	428.7	26.8	1180	6473	0.0671
Centipede	400	37/3.78	415.2	26.46	1145	6310	0.06944
Maybug	450	37/4.09	486.1	28.63	1340	7401	0.05931
Scorpion	500	37/4.27	529.8	29.89	1461	7998	0.05441
Cicada	600	37/4.65	628.3	32.55	1732	9495	0.04588
Tarantula	750	37/5.23	794.9	36.61	2192	12010	0.03627

AAC

All Aluminum Conductor

DIN 48201

AAC

Code Number	Caculated Area	Stranding and wire Diameter	Overall Diameter	Linear Mass	Calculated Breaking Load	Max D.C. Resistance at 20°C
mm²	mm²	mm	mm	kg/km	daN	Ω/km
16	15.89	7/1.70	5.1	44	290	1.8018
25	24.25	7/2.10	6.3	67	425	1.1808
35	34.36	7/2 50	7.5	94	585	0.8332
50	49.48	7/3.00	9	135	810	0.5786
50	48.36	19/1.80	9	133	860	0.595
70	65.82	19/2.10	10.5	181	1150	0.4371
95	93.27	19/2.50	12.5	256	1595	0.3084
120	117	19/2.50	14	322	1910	0.2459
150	147.1	37/2.25	15.2	406	2570	0.196
185	181.6	37/2.50	17.5	501	3105	0.1587
240	242.54	61/2.25	20.2	670	4015	0.1191
300	299.43	61/2.50	22.5	827	4850	0.0965
400	400.14	61/2.89	26	1105	6190	0.07221
500	499.83	61/3.23	29.1	1381	7600	0.05781
625	626.2	91/2.96	32.6	1733	9690	0.04625
500	802.1	91/3.35	36.8	2219	12055	0.03611
1000	999.71	91/3.74	41.1	2766	14845	0.02897

AAAC

All Aluminum-Alloy Conductor.

APPLICATIONS

It can replace part of the aluminum conductors or ACSR for overhead distribution lines. Temperature for continuous use is up to 90 ℃. Temperature of heat-resistant aluminum alloy strands is up to 150 ℃ and above. It has high current carrying capacity and good corrosion performance

STANDARD

Products can be manufactured according to GB standard, IEC standard, ASTM standard, BS standard and DIN and other standard andcustomers' specific requirements.

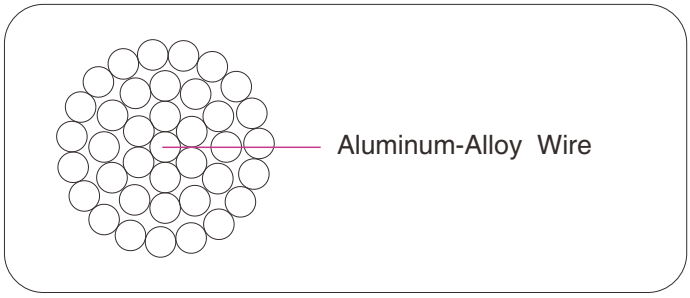

AAAC

All Aluminum-Alloy Conductor

IEC 61089

AAAC(Characteristics of A2 Conductor)

Code Name	Calculated Area	Number of Wire	Diameter		Weight	Rated Strength	Max.D.C. Resistance at 20 ℃
			Wire	Cond.			
	mm²		mm	mm	kg/km	KN	ohm/km
16	18.4	7	1.83	5.49	50.4	5.43	1.7896
25	28.8	7	2.29	6.86	78.7	8.49	1.1453
40	46	7	2.89	8.68	125.9	13.58	0.7158
63	72.5	7	3.63	10.9	198.3	21.39	0.4545
100	115	19	2.78	13.9	316.3	33.95	0.2877
125	144	19	3.1	15.5	395.4	42.44	0.2302
160	184	19	3.51	17.6	506.1	54.32	0.1798
200	230	19	3.93	19.6	632.7	67.91	0.1439
250	288	19	4.93	22	790.8	84.88	0.1151
315	363	37	3.53	24.7	998.9	106.95	0.0916
400	460	37	3.98	27.9	1268.4	135.81	0.0721
450	518	37	4.22	29.6	1426.9	152.79	0.0641
500	575	37	4.45	31.2	1585.5	169.76	0.0577
560	645	61	3.67	33	1778.4	190.14	0.0516
630	725	61	3.89	35	2000.7	213.9	0.0458
710	817	61	4.13	37.2	2254.8	241.07	0.0407
800	921	61	4.38	39.5	2540.6	271.62	0.0361
900	1036	91	3.81	41.8	2861.1	305.58	0.0321
1000	1151	91	4.01	44.1	3179	339.53	0.0289
1120	1289	91	4.25	46.7	3560.5	380.27	0.0258
1250	1439	91	4.49	49.4	3973.7	424.41	0.0231

AAAC

All Aluminum-Alloy Conductor

IEC 61089

AAAC(Characteristics of A3 Conductor)

Code Name	Calculated Area	Number of Wire	Diameter		Weight	Rated Strength	Max.D.C .Resistance at 20 ℃
			Wire	Cond.			
	mm²		mm	mm	kg/km	kn	ohm/km
16	18.6	7	1.84	5.52	50.8	6.04	1.7896
25	29	7	2.3	6.9	79.5	9.44	1.1453
40	46.5	7	2.91	8.72	127.1	15.1	0.7158
63	73.2	7	3.65	10.9	200.2	23.06	0.4545
100	116	19	2.79	14	319.3	37.76	0.2877
125	145	19	2.12	15.6	399.2	47.2	0.2302
160	186	19	3.53	17.6	511	58.56	0.1798
200	232	19	3.95	19.7	638.7	73.2	0.1439
250	390	19	4.41	23.1	798.4	91.5	0.1151
315	366	37	3.55	24.8	1008.4	115.29	0.0916
400	465	37	4	28	1280.5	146.4	0.0721
450	523	37	4.24	29.7	1440.5	164.7	0.0641
500	581	37	4.47	31.3	1600.6	183	0.0577
560	651	61	3.69	33.2	1795.3	204.96	0.0516
630	732	61	3.91	35.2	2019.8	230.58	0.0458
710	825	61	4.15	37.3	2276.2	259.86	0.0407
800	930	61	4.4	39.6	2564.8	292.8	0.0361
900	1046	91	3.83	42.1	2888.3	320.4	0.0321
1000	1162	91	4.03	44.4	3209.3	366	0.0289
1120	1301	91	4.27	46.9	3954.4	409.92	0.0258

AAAC

All Aluminum-Alloy Conductor

BS EN 50183

AAAC

Code Name	Calculated Area	Number of Wire	Diameter		Weight	Rated Strength	Max.D.C.Resistance at 20℃
			Wire	Cond.			
	mm²		mm	mm	kg/km	kn	ohm/km
16	18.6	7	1.84	5.52	50.8	6.04	1.7896
25	29	7	2.3	6.9	79.5	9.44	1.1453
40	46.5	7	2.91	8.72	127.1	15.1	0.7158
63	73.2	7	3.65	10.9	200.2	23.06	0.4545
100	116	19	2.79	14	319.3	37.76	0.2877
125	145	19	2.12	15.6	399.2	47.2	0.2302
160	186	19	3.53	17.6	511	58.56	0.1798
200	232	19	3.95	19.7	638.7	73.2	0.1439
250	390	19	4.41	23.1	798.4	91.5	0.1151
315	366	37	3.55	24.8	1008.4	115.29	0.0916
400	465	37	4	28	1280.5	146.4	0.0721
450	523	37	4.24	29.7	1440.5	164.7	0.0641
500	581	37	4.47	31.3	1600.6	183	0.0577
560	651	61	3.69	33.2	1795.3	204.96	0.0516
630	732	61	3.91	35.2	2019.8	230.58	0.0458
710	825	61	4.15	37.3	2276.2	259.86	0.0407
800	930	61	4.4	39.6	2564.8	292.8	0.0361
900	1046	91	3.83	42.1	2888.3	320.4	0.0321
1000	1162	91	4.03	44.4	3209.3	366	0.0289
1120	1301	91	4.27	46.9	3954.4	409.92	0.0258

AAAC

All Aluminum-Alloy Conductor

DIN48201

AAAC

Code Number	Calculated Area	No.and Diameter of the Wire	Overall Diameter of Conduct	Linear Mass	Rated Strength	Max.D.C .Resistance at 20 ℃
	mm	mm²	mm	kg/km	daN	ohm/km
16	15.89	7/1.70	5.1	43	444	2.091
25	24.25	7/2.10	6.3	66	677	1.3703
35	34.36	7/2.50	7.5	94	960	0.9669
50	49.48	7/3.00	9	135	1382	0.6714
50	48.35	19/1.80	9	133	1350	0.6905
70	65.81	19/2.10	10.5	181	1838	0.5073
95	93.27	19/2.50	12.5	256	2605	0.3579
120	117	19/2.80	14	322	3268	0.2854
150	147.1	37/2.25	15.75	405	4109	0.2274
185	181.6	37/2.50	17.5	500	5073	0.1842
240	242.5	61/2.25	20.25	669	6774	0.1383
300	299.4	61/2.50	22.5	826	8363	0.112
400	400.1	61/2.89	26.01	1104	11170	0.0838
500	499.8	61/3.23	29.07	1379	13960	0.0671
625	626.2	91/2.96	32.56	1733	17490	0.054
800	802.1	91/3.35	36.85	2219	22400	0.0418
1000	999.7	91/3.74	41.14	2766	27920	0.0335

ACAR

Aluminum Conductor. Aluminum Alloy Reinforced.

APPLICATIONS

It is mainly used for electric distribution lines with little span, less stress. It has high current carrying capacity and good corrosion performance.

STANDARD

Products can be manufactured according to GB standard, IEC standard, ASTM standard, BS standard and DIN and other standard andcustomers' specific requirements.

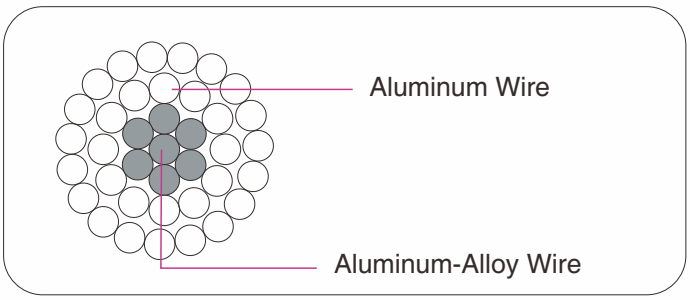

ACAR

Aluminum Conductor. Aluminum Alloy Reinforced

IEC 61089

ACAR (Characteristics of A1/A2 Conductor)

Code Number	Diameter		Number of Wires		Areas			Liner Mass	Rated Strength	Max. D.C. Resistanc eat 20℃
	Wire	Cond.	Al.	Alloy	Al.	Alloy	Total			
mm²	mm	mm			mm²	mm²	mm²	kg/km	kn	Ω/km
16	1.76	5.28	4	3	9.73	7.3	17	46.6	3.85	1.7896
25	2.2	6.6	4	3	15.2	11.4	26.6	72.8	5.93	1.1453
40	2.78	8.35	4	3	24.3	18.3	42.6	116.5	9.25	0.7158
63	3.49	10.5	4	3	38.3	28.7	67.1	183.5	14.38	0.4545
100	4.4	13.2	4	3	60.8	45.6	106	291.2	22.52	0.2863
125	2.97	14.9	12	7	83.3	48.6	132	362.7	27.7	0.2302
160	3.36	16.8	12	7	107	62.2	169	4642	35.04	0.1798
200	3.76	18.8	12	7	133	77.8	211	5803	43.13	0.1439
250	4.21	21	12	7	167	97.2	264	7253	53.92	0.1151
250	3.04	21.3	18	19	131	138	269	742.2	60.39	0.1154
315	3.34	23.4	30	7	263	613	324	8926	60.52	0.0916
315	3.42	23.9	18	19	165	174	339	9351	76.09	0.0916
400	3.76	26.3	30	7	334	778	411	1133.5	75.19	0.0721
400	3.85	27	18	19	210	221	431	1187.5	95.58	0.0721
450	3.99	27.9	30	7	375	876	463	12752	84.59	0.0641
450	4.08	28.6	18	19	236	249	485	1335.9	107.52	0.0641
500	4.21	29.4	30	7	417	973	514	1416.9	93.98	0.0577
500	4.31	30.1	18	19	262	277	539	1484.3	119.47	0.0577
560	4.45	31.2	30	7	467	109	576	1586.9	105.26	0.0515
560	3.45	31	54	7	504	654	570	1571.9	101.54	0.0516
630	3.71	33.4	42	19	454	205	660	1820	130.25	0.0458
630	3.79	34.1	24	37	271	417	688	1897.5	100.19	0.0458
710	3.94	35.5	42	19	512	232	743	2051.2	146.78	0.0407
710	4.02	36.2	24	37	305	470	775	2138.4	180.53	0.0407
800	4.18	37.6	42	19	577	261	838	2311.2	165.39	0.0361
800	4.27	38.4	24	37	344	530	873	2409.5	203.41	0.0361
900	4.43	39.9	42	19	649	294	942	2600.1	186.06	0.0321
900	3.66	40.2	54	37	567	388	955	2638.4	198.54	0.0321
1000	3.8	41.8	72	19	816	215	1032	2849.1	190.94	0.0289
1000	3.85	42.4	54	37	630	432	1061	2931.6	221.71	0.0289
1120	4.02	44.2	72	19	914	241	1155	3191	213.85	0.0258
1120	4.08	44.9	54	37	705	483	1189	3283.4	248.32	0.0258
1250	4.25	46.7	72	19	1020	269	1289	3561.4	238.68	0.0231
1250	4.31	47.4	54	37	787	539	1327	3664.5	277.14	0.0231
1400	4.5	49.4	72	19	1143	302	1444	3988.8	267.32	0.0207

ACAR

Aluminum Conductor. Aluminum Alloy Reinforced

IEC 61089

ACAR (Characteristics of A1/A3 Conductor)

Code Number	Diameter		Number of Wires		Areas			Liner Mass	Rated Strength	Max. D.C. Resistanc at 20 ℃
	Wire	Cond.	Al.	Alloy	Al.	Alloy	Total			
mm²	mm	mm			mm²	mm²	mm²	kg/km	kn	Ω/km
16	1.76	5.29	4	3	9.78	7.33	17.1	46.8	4.07	1.7896
25	2.21	6.62	4	3	15.3	11.5	26.7	73.1	6.29	1.1453
40	2.79	8.37	4	3	24.4	18.3	42.8	117	9.82	0.7158
63	3.5	10.5	4	3	38.5	28.9	67.4	184.3	14.8	0.4545
100	4.41	13.2	4	3	61.1	45.8	107	292.5	23.49	0.2863
125	2.98	14.9	12	7	83.7	48.8	132	364.1	29.2	0.2302
160	3.37	16.9	12	7	107	62.5	170	4660	36.95	0.1798
200	3.77	18.8	12	1	134	78.1	212	582.5	44.78	0.1439
250	4.21	21.1	12	7	167	97.6	265	7281	55.98	0.1151
250	3.05	21.4	18	19	132	139	271	746	64.67	0.1154
315	3.34	23.4	30	7	263	61.4	325	894.4	62.4	0.0916
315	3.43	24	18	19	166	175	341	940	81.48	0.0916
400	3.77	26.4	30	7	334	78	412	1135.8	76.82	0.0721
400	3.86	27	18	19	211	222	433	1193.7	100.3	0.0721
450	3.99	28	30	7	376	87.7	464	1277.8	86.42	0.0641
450	4.1	28.7	18	19	237	250	487	1342.9	112.84	0.0641
500	4.21	29.5	30	7	418	97.5	515	1419.8	96.03	0.0577
500	4.32	30.2	18	19	263	278	542	1492.1	125.38	0.0577
560	4.46	31.2	30	7	468	109	577	1590.1	107.55	0.0515
560	3.45	31.1	54	7	505	655	570	1573.9	103.53	0.0516
630	3.72	33.4	42	19	456	206	662	1826	134.59	0.0458
630	3.8	34.2	24	37	272	420	692	1909	169.14	0.0458
710	3.95	35.5	42	19	514	232	746	2057.8	151.68	0.0407
710	4.03	36.3	24	37	307	473	780	2151.4	190.61	0.0407
800	4.19	37.7	42	19	579	262	840	2318.7	170.9	0.0361
800	4.28	38.5	24	37	346	533	879	2424.2	214.78	0.0361
900	4.44	40	42	19	651	294	945	2608.5	192.27	0.0321
900	3.66	40.3	54	37	569	390	959	2649.5	207.79	0.0321
1000	3.8	41.8	72	19	818	216	1034	2855.4	195.47	0.0289
1000	3.86	42.5	54	37	632	433	1066	2943.9	230.88	0.0289
1120	4.02	44.3	72	19	916	242	1158	3198.1	218.92	0.0258
1120	4.09	45	54	37	708	485	1194	3297.2	258.58	0.0258
1250	4.25	46.8	72	19	1022	270	1292	3569.3	244.33	0.0231
1250	4.32	47.5	54	37	791	542	1332	3679.9	288	0.0231
1400	4.5	49.5	72	19	1145	302	1447	3997.6	273.65	0.0207

ACS

Aluminum-Clad Steel Conductors

APPLICATIONS

Aluminum-Clad Steel Wire Strand Conductor is a bimetallic wire which steel wire is covered by Aluminum evenly with advantages of good .electric conductivity, anti corrosion, good high frequency transmission and high intensity. Aluminum-coated steel core aluminum stranded wire is a stranded wire which strands Aluminum-Clad Steel wire as reinforce core with aluminum wire. Compared with common Aluminum conductor steel reinforced, Aluminum-Clad Steel Wire Strand Conductor has the following advantages of 5% weight reducing, 2-3% load increase, 4-6% electric loss reduction, longer life and no extra cost. It is widely used for electric transmission line conductors, especially for coastal areas,salt alkali beach, grade 3 or grade 4 polluted industrial zone and the place with requirement of enlarged Aluminum steel cross-section ratio.

STANDARD

Products can be manufactured according to GB standard, IEC standard, ASTM standard, BS standard and DIN and other standard andcustomers’ specific requirements.

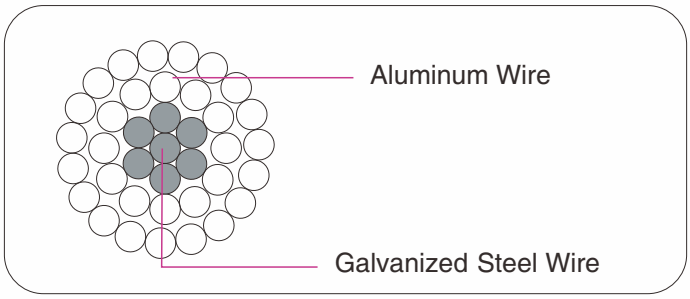

ACS

Aluminum-Clad Steel Conductors

IEC 61089

ACS

Nominal Area St	Code Number	Area	Number of Wires	Diameter		Linear Mass		Rated Strenghth		Max.D.C. Resistance at 20℃
				Wire	Cond.	SA1A	SA1B	SA1A	SA1B	
mm^2		mm^2		mm	mm	kg/km	kg/km	kN	kN	Ω/km
15	4	12	7	1.48	4.43	80.1	79.4	16.08	15.84	7.1592
20	6.3	18.9	7	1.85	5.56	126.2	125	25.33	24.95	4.5455
30	10	30	7	2.34	7.01	200.3	198.5	40.2	39.6	2.8637
35	12.5	37.5	7	2.61	7.84	250.4	248.1	50.25	49.5	2.291
50	16	48	7	2.95	8.86	320.5	317.5	64.32	63.36	1.7898
75	25	75	7	3.69	11.08	500.7	496.2	93.75	99	1.1455
120	40	120	7	4.67	14.02	801.2	793.9	132	158.4	0.7159
120	40	120	19	2.84	14.18	805	797.7	160.8	158.4	0.7194
200	63	189	19	3.56	17.79	1267.9	1256.4	240.03	249.48	0.4568
300	100	300	37	3.21	22.49	2017.3	1999	402	396	0.2884
350	125	375	37	3.59	25.15	2521.7	2498 3	476.25	495	0.2307
450	150	480	37	4.06	28.45	3227.7	3198.3	580.8	633.6	0.1803
600	200	600	37	4.54	31.81	4034.7	3997.9	684	792	0.1442
600	200	600	61	3.54	31.85	4040.6	4003.8	762	792	0.1444

IEC 61089

Nominal Area St	Code Number	Area	Number of Wires	Diameter		Linear Mass	Rated Strenghth	Max.D.C. Resistance at 20℃
				Wire	Cond.			
mm^2		mm^2		mm	mm	kg/km	Kn	Ω/km
35	16	36.2	7	2.56	7.69	216.4	39.04	1.7896
55	25	56.5	7	3.21	9.62	338.2	61	1.1454
100	40	90.4	7	4.05	12 2	541.1	97.61	0.7159
100	40	90.4	19	2.46	12.3	543.7	97.61	0.7193
150	63	142	19	3.09	15.4	856.4	153.73	0.4567
220	100	226	37	2.79	19.5	1362.6	244.02	0.2884
300	125	282	37	3.12	21.8	1703.2	305.02	0.2307
350	160	362	37	3.53	24.7	2180.1	390.43	0.1803
450	200	452	37	3.94	27 6	2725.1	488.03	0 1442
450	200	452	61	3.07	27.6	2729.1	488.03	0.1444

ACS

Aluminum-Clad Steel Conductors

DIN 48201

ACS

Code Number	Area	No.of Wires	Diameter		Weight	Rated Strength	Max.D.C. Resistence at 20℃
			Wire	Cond.			
mm^2	mm^2		mm	mm	kg/km	KN	Ω /km
25	24.25	7	2.1	6.3	162	31.56	3.546
35	34.36	7	2.5	7.5	229	44.72	2.499
50	49.48	7	3	9	330	64.4	1.736
70	65.8l	19	2.1	10.5	441	85.65	1.313
95	93.27	19	2.5	12.5	626	121.39	0.925
120	116.99	19	2.8	14	785	152.26	0.737
150	147.11	37	2.25	15.7	990	191.46	0.587
185	181.62	37	2.5	17.5	1221	236.38	0.476
240	242.54	61	2.25	20.2	1635	299.05	0.357
300	299.43	61	2.5	22.5	2017	369.2	0.289

AACSR

Aluminum Alloy Conductors Steel Reinforced

APPLICATIONS

It can be used as large span conductor, heavy ice wire or overhead communications wire, ground wire. Temperature for continuous use can be up to 90 ℃. Temperature of heat-resistant AACSR can be up to 150 ℃ and above. It has high current carrying capacity.

STANDARD

Products can be manufactured according to GB standard, IEC standard, ASTM standard, BS standard and DIN and other standard andcustomers' specific requirements.

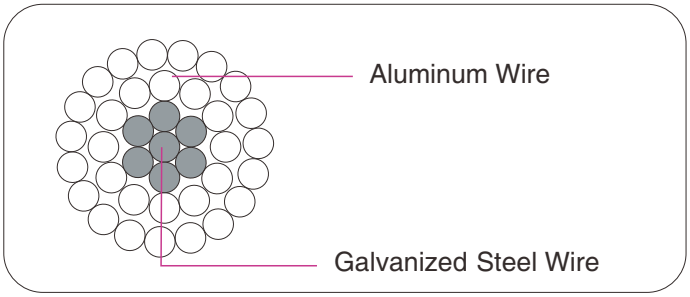

AACSR

Aluminum Alloy Conductors Steel Reinforced

IEC 61089

AACSR (Characteristics of A2/S1A Conductor)

Code Number	Areas			Number of Wires		Wire Dia.		Diameter		Liner Mass	Rated Strength	Max. D.C. Resistance at 20 ℃
	Alloy	St.	Total	Alloy	St.	Alloy	St.	Core	Cond.			
mm²	mm²	mm²	mm²			mm	mm	mm	mm	kg/km	kn	Ω/km
16	18.4	3.07	21.5	6	1	1.98	1.98	1.98	5.93	74.4	9.02	1.7934
25	28.8	4.8	33.6	6	1	2.47	2.47	2.47	7.41	116.2	13.96	1.1478
40	46	7.67	53.7	6	1	3.13	3.13	3.13	9.38	185.9	22.02	0.7174
63	72.5	12.1	84.6	6	1	3.92	3.92	3.92	11.8	292.8	34.68	0.4555
100	115	63.9	121	18	1	2.85	2.85	2.85	14.3	366.4	41.24	0.288
125	144	7.99	152	18	1	3.19	3.19	3.19	16	458	51.23	0.2304
125	144	23.4	167	26	7	2.65	2.06	6.19	16.8	579.9	69.86	0.231
160	184	10.2	194	18	1	3.61	3.61	3.61	18	586.2	65.58	0.18
160	184	30	214	26	7	3	2.34	7.01	19	742.3	88.52	0.1805
200	230	12.8	243	18	1	4.04	4.04	4.04	20.2	732.8	81.97	0.144
200	230	37.5	268	26	7	3.36	2.61	7.83	21.3	927.9	110.64	0.1444
250	288	28.3	316	22	7	4.08	2.27	6.8	23.1	1013.5	117.09	0.1154
250	288	469	335	26	7	3.75	2.92	8.76	23.8	1159.6	138.31	0.1155
315	363	25.1	388	45	7	3.2	2.14	6.41	25.8	1196.5	136.28	0.0917
315	363	59	422	26	7	4.21	3.28	9.83	26.7	1461.4	171.9	0.0917
400	460	31.8	402	45	7	3.61	2.41	7.22	28.9	1519.4	172.1	0.0722
400	460	59.7	520	54	7	3.29	3.29	9.88	29.7	1738.3	201.46	0.0723
450	518	35.8	564	45	7	3.83	2.55	7.66	30.6	1709.3	193.61	0.0642
450	518	67.1	585	54	7	3.49	3.49	10.5	31.5	1955.6	226.64	0.0643
500	575	39.8	615	45	7	4.04	2.69	8.07	32.3	1899.3	215.12	0.0578
500	575	74.6	650	54	7	3.68	3.68	11.1	33.2	2172.9	251.82	0.0578
560	645	44.6	689	45	7	4.27	2.85	8.54	34.2	2127.2	240.93	0.0516
560	645	81.6	726	54	19	3.9	2.34	11.7	35.1	2420.9	283.21	0.0516
630	725	313	756	72	7	3.58	2.39	7.16	35.8	2248	249.62	0.0459
630	725	91.8	817	54	19	4.13	2.48	12.4	37.2	2723.5	318.61	0.0459
710	817	35.3	852	72	7	3.8	2.53	7.6	38	2533.4	281.32	0.0407
710	817	10.4	921	54	19	4.39	2.63	13.2	39.5	3069.4	359.06	0.0407
800	921	39.8	961	72	7	4.04	2.69	80.7	40.4	2854.6	316.98	0.0361
800	921	76.7	997	84	7	3.74	3.74	11.2	41.1	3145.1	356.03	0.0362
900	1036	44.8	1081	72	7	4.28	2.85	8.56	42.8	3211.4	356.6	0.0321
900	1036	86.3	1122	84	7	3.96	3.96	11.9	43.6	3538.3	400.53	0.0322
1000	1151	93.7	1245	84	19	4.18	2.61	12.5	45.9	3916.8	446.37	0.0289
1120	1289	105	1394	84	19	4.42	2.65	13.3	48.6	4386.8	499.93	0.0258

AACSR

Aluminum Alloy Conductors Steel Reinforced

IEC 61089

AACSR (Characteristics of A2/S3A Conductor)

Code Number	Areas			Number of Wires		Wire Dia.		Diameter		Liner Mass	Rated Strength	Max. D.C. Resistance at 20 ℃
	Alloy	St.	Total	Alloy	St.	Alloy	St.	Core	Cond.			
mm²	mm²	mm²	mm²			mm	mm	mm	mm	kg/km	kn	Ω/km
16	18.4	3.07	21.5	6	1	1.98	1.98	1.98	5.93	74.4	9.88	1.7934
25	28.8	4.8	33.6	6	1	2.47	2.47	2.47	7.41	116.2	15.25	1.1418
40	46	7.67	53.7	6	1	3.13	3.13	3.13	9.38	185.9	24.17	0.7174
63	72.5	12.1	84.6	6	1	3.92	3.92	3.92	11.8	292.8	37.58	0.4555
100	115	6.39	121	18	1	2.85	2.85	2.85	14.3	366.4	42.97	0.288
125	144	7.99	152	18	1	3.19	3.19	3.19	16	458	53.47	0.2304
125	144	23.4	167	26	7	2.65	2.06	6.19	16.8	579.9	76.42	0.231
160	184	10.2	194	18	1	3.61	3.61	3.61	18	586.2	68.03	0.18
160	184	30	214	26	7	3	2.34	7.01	19	742.3	96.61	0.1805
200	230	12.8	243	18	1	4.04	4.04	4.04	20.2	732.8	85.04	0.144
200	230	37.5	268	26	7	3.36	2.61	7.83	21.3	927.9	120.77	0.1444
250	288	28.3	316	22	7	4.08	2.27	6.8	23.1	1013.5	124.72	0.1154
250	288	46.9	335	26	7	3.75	2.92	8.76	23.8	1159.6	150.96	0.1155
315	363	25.1	388	45	7	3.2	2.14	6.41	25.8	1196.5	143.3	0.0917
315	363	59	422	26	7	4.21	3.28	9.83	26.7	1461.4	188.44	0.0917
400	460	31.8	492	45	7	3.61	2.41	7.22	28.9	1519.4	180.36	0.0722
400	460	59.7	520	54	7	3.29	3.29	9.88	29.7	1738.3	218.17	0.0723
450	518	35.8	554	45	7	3.83	2.55	7.66	30.6	1709.3	203.28	0.0642
450	518	67.1	585	54	7	3.49	3.49	10.5	31.5	1955.6	245.44	0.0643
500	575	39.8	615	45	7	4.04	2.69	8.07	32.3	1899.3	225.86	0.0578
500	575	74.6	650	54	7	3.68	3.68	11.1	33.2	2172.9	269.73	0.0578
560	645	44.6	689	45	7	4.27	2.85	8.54	34.2	2127.2	252.97	0.0516
560	645	81.6	726	54	19	3.9	2.34	11.7	35.1	2420.9	305.25	0.0516
630	725	31.3	756	72	7	3.58	2.39	7.16	35.8	2248	258.08	0.0459
630	725	91.8	817	54	19	4.13	2.48	12.4	37.2	2723.5	343.4	0.0459
710	817	35.3	852	72	7	3.8	2.53	7.6	38	2533.4	290.85	0.0407
710	817	10.4	921	54	19	4.39	2.63	13.2	39.5	3069.4	387.01	0.0407
800	921	39.8	961	72	7	4.04	2.69	8.07	40.4	2854.6	327.72	0.0361
800	921	76.7	997	84	7	3.74	3.74	11.2	41.1	3145.4	374.44	0.0362
900	1036	44.8	1081	72	7	4.28	2.85	8.56	42.8	3211.4	368.69	0.0321
900	1036	86.3	1122	84	7	3.96	3.96	11.9	43.6	3538.3	421.25	0.0322
1000	1151	93.7	1245	84	19	4.18	2.61	12.5	45.9	3916.8	471.67	0.0289
1120	1289	105	1394	84	19	4.42	2.65	13.3	48.6	4386.8	528.27	0.0258

AACSR

Aluminum Alloy Conductors Steel Reinforced

IEC 61089

AACSR (Characteristics of A3/S1A Conductor)

Code Number	Areas			Number of Wires		Wire Dia.		Diameter		Liner Mass	Rated Strength	Max. D.C. Resistance at 20℃
	Alloy	St.	Total	Alloy	St.	Alloy	St.	Core	Cond.			
mm²	mm²	mm²	mm²			mm	mm	mm	mm	kg/km	kn	Ω/km
16	18.6	3.1	21.7	6	1	1.99	1.99	1.99	5.96	75.1	9.67	1.7934
25	29	4.8	33.9	6	1	2.48	2.48	2.48	7.45	117.3	14.96	1.1478
40	46.5	7.8	54.2	6	1	3.14	3.14	3.14	9.42	187.7	23.63	0.7174
63	73.2	1.2	85.4	6	1	3.84	3.94	3.94	11.8	295.6	36.48	0.4555
100	116	6.5	123	18	1	2.87	2.87	2.87	14.3	369.9	45.12	0.288
125	145	8.1	153	18	1	3.21	3.21	3.21	16	462.3	56.08	0.2304
125	145	23.7	169	26	7	2.67	2.07	6.22	16.9	585.4	74.88	0.231
160	186	10.3	196	18	1	3.63	3.63	3.63	18.1	591.8	69.92	0.18
160	186	30.3	216	26	7	3.02	2.35	7.04	19.1	749.4	94.94	0.1805
200	232	12.9	245	18	1	4.05	4.05	4.05	20.3	739.8	87.4	0.144
200	232	37.8	270	26	7	3.37	2.62	7.87	21.4	936.7	118.67	0.1444
250	290	28.5	319	22	7	4.1	2.28	6.83	23.2	1023.2	124.02	0.1151
250	290	47.3	338	26	7	3.77	2.93	8.8	23.9	1170.9	145.43	0.1155
315	366	25.3	391	45	7	3.22	2.15	6.44	25.7	1207.9	148.56	0.0917
315	366	59.6	426	26	7	4.23	3.29	9.88	26.8	1475.9	180.86	0.0917
400	465	32.1	497	45	7	3.03	2.42	7.25	29	1533.9	183.03	0.0722
400	465	60.2	525	54	7	3.31	3.31	9.93	29.8	1754.9	217.32	0.0723
450	523	36.1	559	45	7	3.85	2.56	7.69	30.8	1725.6	205.91	0.0642
450	523	67.8	591	54	7	3.51	3.51	10.5	31.6	1974.2	239.26	0.0643
500	581	40.2	621	45	7	4.05	2.7	8.11	32.4	1917.3	228.79	0.0578
500	581	75.3	656	54	7	3.7	3.7	11.1	33.3	2193.6	265.84	0.0578
560	651	45	696	45	7	4.29	2.86	8.58	34.3	2147.4	256.24	0.0516
560	651	82.4	733	54	19	3.92	2.35	11.8	35.3	2444	298.92	0.0516
630	732	31.6	764	72	7	3.6	2.4	7.2	36	2269.4	266.64	0.0459
630	732	92.7	825	54	19	4.15	2.49	125	37.4	2749.5	336.28	0.0459
710	825	35.6	861	72	7	3.82	2.55	7.64	38.2	2557.6	300.5	0.0407
710	825	104	929	54	19	4.41	2.65	1.32	39.7	3098.6	378.98	0.0407
800	930	40.2	970	72	7	4.05	2.7	8.11	40.5	2881.8	338.59	0.0361
800	930	77.5	1007	84	7	3.75	3.75	11.3	41.3	3175.1	378.01	0.0362
900	1046	45.2	1091	72	7	4.3	2.87	8.6	43	3242	380.91	0.0321
900	1046	87.1	1133	84	7	3.98	3.98	11.9	43.8	3572	425.26	0.0322
1000	1162	94.6	1257	84	19	4.2	2.52	12.6	46.2	3954.1	473.86	0.0289
1120	1301	106	1407	84	19	4.44	2.66	13.3	48.9	4428.6	530.72	0.0258

AACSR

Aluminum Alloy Conductors Steel Reinforced

IEC 61089

AACSR (Characteristics of A3/S3A Conductor)

Code Number	Areas			Number of Wires		Wire Dia.		Diameter		Liner Mass	Rated Strength	Max. D.C. Resistance at 20℃
	Alloy	St.	Total	Alloy	St.	Alloy	St.	Core	Cond.			
mm²	mm²	mm²	mm²			mm	mm	mm	mm	kg/km	kn	Ω/km
16	18.6	3.1	21.7	6	1	1.99	1.99	1.99	5.96	75.1	10.53	1.7934
25	29	4.8	33.9	6	1	2.48	2.48	2.48	7.45	117.3	16.27	1.1478
40	46.5	7.75	54.2	6	1	3.14	3.14	3.14	9.42	187.7	25.79	0.7174
63	73.2	12.2	85.4	6	1	3.84	3.94	3.94	11.8	295.6	39.41	0.4555
100	116	6.46	123	18	1	2.87	2.87	2.87	14.3	369.9	46.86	0.288
125	145	8.07	153	18	1	3.21	3.21	3.21	16	462.3	58.34	0.2304
125	145	23.7	169	26	7	2.67	2.07	6.22	16.9	585.4	81.5	0.231
160	186	10.3	196	18	1	3.63	3.63	3.63	18.1	591.8	72.4	0.18
160	186	30.3	216	26	7	3.02	2.35	7.04	19.1	749.4	103.11	0.1805
200	232	12.9	245	18	1	4.05	4.05	4.05	20.3	739.8	90.5	0.144
200	232	37.8	270	26	7	3.37	2.62	7.87	21.4	936.7	128.89	0.1444
250	290	28.5	319	22	7	4.1	2.28	6.83	23.2	1023.2	131.72	0.1151
250	290	47.3	338	26	7	3.77	2.93	8.8	23.9	1170.9	158.21	0.1155
315	366	25.3	391	45	7	3.22	2.15	6.44	25.7	1207.9	155.64	0.0917
315	366	59.6	426	26	7	4.23	3.29	9.88	26.8	1475.9	197.55	0.0917
400	465	32.1	407	45	7	3.03	2.42	7.25	29	1533.9	191.71	0.0722
400	465	60.2	525	54	7	3.31	3.31	9.93	29.8	1754.9	234.19	0.0723
450	523	36.1	559	45	7	3.85	2.56	7.69	30.8	1725.6	215.67	0.0642
450	523	67.8	591	54	7	3.51	3.51	10.5	31.6	1974.2	255.52	0.0643
500	581	40.2	621	45	7	4.05	2.7	8.11	32.4	1917.3	239.63	0.0578
500	581	75.3	656	54	7	3.7	3.7	11.1	33.3	2193.6	283.91	0.0578
560	651	45	696	45	7	4.29	2.86	8.58	34.3	2147.4	268.39	0.0516
560	651	82.4	733	54	19	3.92	2.35	11.8	35.3	244.4	321.17	0.0516
630	732	31.6	764	72	7	3.6	2.4	7.2	36	2269.4	275.18	0.0459
630	732	92.7	825	54	19	4.15	2.49	12.5	37.4	2749.5	361.32	0.0459
710	825	35.6	861	72	7	3.82	2.55	7.64	38.2	2557.6	310.12	0.0407
710	825	104	929	54	19	4.41	2.65	13.2	39.7	3098.6	407.2	0.0407
800	930	40.2	970	72	7	4.05	2.7	8.11	40.5	2881.8	349.43	0.0361
800	930	77.5	1007	84	7	3.75	3.75	11.3	41.3	3175.1	396.6	0.0362
900	1046	45.2	1091	72	7	4.3	2.87	8.6	43	3242	393.11	0.0321
900	1046	87.1	1133	84	7	3.98	3.98	11.9	43.8	3572	446.17	0.0322
1000	1162	94.6	1257	84	19	4.2	2.52	12.6	46.2	3954.1	499.4	0.0289
1120	1301	106	1407	84	19	4.44	2.66	13.3	48.9	4428.6	559.33	0.0258

AACSR

Aluminum Alloy Conductors Steel Reinforced

DIN 48206 **AACSR**

NominalArea	Alloy Area	Steel Area	Number of Alloy Wires	Diameter of Alloy Wires	Number of Steel Wires	Diameter of Steel Wires	Overall Diameter	Liner Mass	Rated Tensile Strength	Max. D.C.Resistanceat 20 ℃
mm²	mm²	mm²		mm		mm	mm	kg/km	daN	Ω/km
16/2.5	15.27	2.54	6	1.8	1	1.8	5.4	62	748	2.18
42850	23.86	3.98	6	2.25	1	2.25	6.8	97	1171	1.3952
12936	34.35	5.73	6	2.7	1	2.7	8.1	140	1685	0.9689
44/32	43.98	31.67	14	2	7	2.4	11.2	373	5027	0.7625
18476	48.25	8.04	6	3.2	1	3.2	9.6	196	2366	0.6898
50/30	51.17	29.85	12	2.33	7	2.33	11.7	378	5024	0.6547
25903	69.89	11.4	26	1.85	7	1.44	11.7	284	3399	0.4791
95/15	94.39	15.33	26	2.15	7	1.67	13.6	383	4582	0.3547
95/55	96.51	56.3	12	3.2	7	3.2	16	714	9475	0.3471
105/75	105.67	75.55	14	3.1	19	2.25	17.5	899	12014	0.3174
120/20	121.57	19.85	26	2.44	7	1.9	15.5	494	5914	0.2754
120/70	122.15	71.25	12	3.6	7	3.6	18	904	11912	0.2742
125/30	127.92	29.85	30	2.33	7	2.33	16.3	590	7280	0.2621
150/25	148.86	24.25	26	2.7	7	2.1	17.1	604	7236	0.2249
170/40	171.77	40.08	30	2.7	7	2.7	18.9	794	9775	0.1952
185/30	183.78	29.85	26	3	7	2.33	19	744	8922	0.1822
210/35	209.1	34.09	26	3.2	7	2.49	20.3	848	10167	0.1601
210/50	212.06	49.48	30	3	7	3	21	979	12068	0.1581
230/30	230.91	29.85	24	3.5	7	2.33	21	874	10308	0.1449
240/40	243.05	39.49	26	3.45	7	2.68	21.8	985	11802	0.1378
265/35	263.66	34.09	24	3.74	7	2.49	22.4	998	11771	0.1269
300/50	304.26	49.48	26	3.86	7	3	24.5	1233	14779	0.1101
305/40	304.62	39.49	54	2.68	7	2.68	24.1	1155	13612	0.1101
340/30	339.29	29.85	48	3	7	2.33	25	1174	13494	0.0988
380/50	381.7	49.48	54	3	7	3	27	1448	17056	0.0879
385/35	386.04	34.09	48	3.2	7	2.49	26.7	1336	15369	0.0868
435/55	434.29	56.3	54	3.2	7	3.2	28.8	1647	19406	0.0772
450/40	448.71	39.49	48	3.45	7	2.68	28.7	1553	17848	0.0747
490/65	490.28	63.55	54	3.4	7	3.4	30.6	1860	21907	0.0684
550/70	540.65	71.25	54	3.6	7	3.6	32.4	2085	24560	0.061
560/50	561.7	49.48	48	3.86	7	3	32.2	1943	22348	0.0597
680/85	678.58	85.95	54	4	19	2.4	36	2564	30084	0.0404

GSW

Stranded Galvanized Steel Wire

APPLICATIONS

Stranded galvanized steel wire is suitable for hanger, suspension and communication cable, overhead power transmission line, fixed object and driftbolt, etc.

STANDARD

Products can be manufactured according to GB standard, IEC standard, ASTM standard, BS standard and DIN and other standard andcustomers' specific requirements.

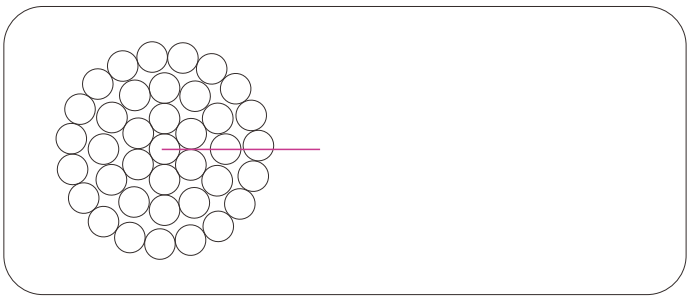

GSW

Stranded Galvanized Steel Wire

IEC 61089

GSW

Nominal Area St	Code Number	Area	Number of Wires	Diameter		Weight	Rated Strength				Max.D.C. Resistence at 20℃
				Wire	Cond.		JGIA	JGIB	JG2A	JG3A	
mm^2		mm^2		mm	mm	kg/km	KN	KN	KN	KN	Ω/km
30	4	27.1	7	2.22	6.66	213.3	36.3	33.6	39.3	43.9	7.1445
40	6.3	42.7	7	2.79	8.36	335.9	55.9	51.7	60.2	67.9	4.5362
65	10	67.8	7	3.51	10.53	553.2	87.4	80.7	93.5	103	2.8578
85	12.5	84.7	7	3.93	11.78	666.5	109.3	100.8	116.9	128.8	2.2862
100	16	108.4	7	4.44	13.32	853.1	139.9	129	199.7	164	1.7861
100	16	108.4	19	2.7	13.48	857	142.1	131.2	152.9	172.4	1.7944
150	25	169.4	19	3.37	16.85	1339.1	218.6	201.6	238.9	262.6	1.1484
250	40	271.1	19	4.26	21.31	2141.6	349.7	322.6	374.1	414.1	0.7177
250	40	271.1	37	3.05	21.38	2148.1	349.7	322.6	382.3	420.2	0.7196
400	63	427	37	3.83	26.83	3383.2	550.8	508.1	589.3	649	0.4569

BS 183:1972

Number of wires/Dia.	Approx. Strand Dia.	Minimum Breaking Load of Strand							Approx. Weight
		Grade 350	Grade 480	Grade 700	Grade850	Grade 1000	Grade 1150	Grade 1300	
	mm	kN	kN	kN	kN	kN	kN	kN	kg/km
3/1.80	3.9	2.65	3.66	-					60
3/2.65	5.7	5.8	7.95	-					130
3/3.25	7	8.7	11.95	-				-	195
3/4.00	8.6	13.2	18.1	-					295
4/1.80	4.4	3.55	4.9	-					80
4/2.65	6.4	7.7	10.6o	-					172
4/3.25	7.9	11.6	15.9	-					260
4/4.00	9.7	17.6	24.1	35.2					390
5/1.50	4.1	3.1	4.24	6.18				-	69
5/1.80	4.9	4.45	6.1	8.9					95
5/2.65	7.2	9.65	13.25	19.3				-	220
5/3.25	8.8	14.5	19.9	29				-	320
5/4.00	10.8	22	30.15	43.95					490
7/O.56	1.7	0.6	0.83	1.2		1.7	1.98	2.24	14
7/0 71	2.1	0.97	1.33	1 94		2.75	3.19	3.6	28
7/0.85	2.6	1.39	1.9	2.8		3.95	4.57	5.15	31
7/0.90	2.7	1.55	2.14	3.1		4.45	5.12	5.8	35
7/l.00	3	1.92	2.64	3.85		5.5	6.32	7.15	43
7/1.25	3.8	3.01	4.1	6		8.55	9.88	11.15	67
7/1.40	4.2	3.75	5.17	7.54	9.16	10.75	12.35	14	84
7/RS*	4.3	3.85	5.28	7.7	9.35	11	12.65	14.3	86
7/1.60	4.5	4.9	6.75	9.85	11.95	14.1	16.2	18.3	110
7/1.80	5.4	6.23	8.55	12.45	-	17.8	20.5	23.2	140

GSW

Stranded Galvanized Steel Wire

BS 183:1972

GSW

Number of Wires/Dia.	Approx.Strand Dia.	Minimum Breaking Load of Strand							Approx. Weight
		Grade 350	Grade 480	Grade 700	Grade 850	Grade 1000	Grade 1150	Grade 1300	
	mm	kN	kN	kN	kN	kN	kN	kN	kg/km
7/2.00	6	7.7	10.55	15.4		22	25.3	28.6	170
7/2.36	7.1	10.7	14.7	21.4		30.6	35.2	39.8	240
7/2.65	8	13.5	18.5	27		38.6	44.4	50.2	300
7/3.00	9	17.3	23.75	34.65		49.5	56.9	64.3	392
7/3.15	9.5	19.1	26.2	38.2		54055	62.75	70.9	430
7/3.25	9.8	20.3	27.85	40.65		58.05	66.8	75.5	460
7/3.65	11	25.6	35.5	51.25		73.25	84.2	95.2	570
7/4.00	12	30.9	42.2	61.6		88	101	114	690
7/4.25	12.8	34.75	47.65	69.5		99.3	114	129	780
7/4.75	14	43.4	59.45	86.8O		124	142.7	161.3	970
19/1.00	5	5.22	7.16	10.45		14.92	17.16	19.4	120
19/1.25	6.3	8.16	11 .19	16.32		23.32	26.81	30.31	180
19/1.40	7	10.24	14.04	20.47		29.25	33.64	38.02	230
19/1.60	8	13.37	18.35	26.75		38.2	43.93	49.66	300
19/2.00	10	20.9	28.65	41.78	50.74	59.69	68.64	77.6	470
19/2.50	12.5	32.65	44.8	65.29	79.28	93.27	107.3	121.3	730
19/3.00	15	47	64.5	94	114.1	134.3	154.5	174.6	1050
19/3.55	17.8	65.8	90.27	131.6	159.9	188	216.3	244.5	1470
19/4.00	20	83.55	114.6	167.1	203	238.7	274.6	310.4	1870
19/4.75	23.8	117.85	161.6	235.7	286	336.7	387.2	437.7	2630

HUATONG
Cable&Solution
www.htcable.cn

Overhead Conductor Division

Shijiawan Industrial Estate, Yanshi City, Henan Province
Tel. +86 371-55157230 E-mail. ht@htcable.cn

© 2017 Huatong Cable Inc. All right reserved. This product or document is protected by copyright and distributed under licenses restricting its use, copying, distribution, and decompilation.
No part of this product or document may be reproduced in any form by any means without prior written authorization of Huatong Cable and its licensors, if any.